



3 bed semi-detached house to buy in NE28

St. Cuthberts Road, Wallsend, Tyne and Wear, NE28 7JD

£165,000 Offers Over

🏠 x3 🚗 x1 🚲 x2

Tenure

Freehold

Driveway parking

Property features

- ✓ Three Bedrooms
- ✓ Semi-Detached House
- ✓ No Upper Chain
- ✓ Close to Local Amenities and Transport Links
- ✓ EPC Rating C

Key Information

- ✓ Council Tax: Band A
- ✓ EPC Rating: C
- ✓ Heating supply: Gas
- ✓ Electric supply: National Grid
- ✓ Water supply: Direct mains water
- ✓ Broadband: ADSL copper wire
- ✓ Mobile signal: Good

Description

Appealing to a wide variety of buyers is this three bedroom semi detached house situated within this favoured residential area. The property is ideally located close to all local amenities, good schools, and good transport links to Newcastle City Centre, the Coast and South Tyneside.

The accommodation comprises; entrance hall with stairs to the first floor, lounge, utility room, kitchen to the rear of the property with a good range of wall and base units, complimenting work surfaces, stainless steel sink with mixer tap tiled splashback, space for appliances, tiled flooring, UPVC double glazed window and radiator. To the first floor, three bedrooms, bathroom and separate WC.

Externally to the front is a large block paved driveway providing off street parking for multiple cars with walled and fenced boundaries. To the rear is a South facing private garden which is mainly laid to lawn with paved area, two brick built outhouses and walled boundaries.

The property benefits from solar panels, gas central heating and UPVC double glazing.

Properties in this area are extremely in demand so view early to avoid disappointment.

Virtual tour available at link below:

<https://tours.pattinson.co.uk/tour/1ga1g2a7d6>

Please contact the Wallsend Branch for further information or viewings

Council Tax Band: A

Tenure: Freehold

Price: Offers Over £165,000

Property Type: Semi-detached house

Parking: Driveway

Construction materials: Brick and block

Roofing type: Slate tiles

Risk of floods and or erosion: No

Flooded in last 5 years: No

Flood defences: No

Planning permissions or proposals for development: No

Coalfield or mining area: No

Listed property: No

Conservation area: No

Public rights of way: No

Adaptions for accessibility: No

Restrictions: No

Required access: No

Heating: Gas

Electric: National Grid, Solar PV (Photovoltaic) panels

Water: Direct mains water

Water meter: No

Sewerage: Standard UK domestic

Air conditioning: No

Broadband: ADSL copper wire, Cable, FTTC (fibre to the cabinet), FTTP (fibre to the premises)

Mobile signal coverage: Good

Front External

Entrance Hall

With doors off to the lounge, kitchen, utility room and stairs to the first floor.

Lounge

5.31m x 3.63m (17'5" x 11'10")

UPVC double glazed windows to the front and rear, feature fireplace and two radiators.



Kitchen

4.05m x 2.90m (13'3" x 9'6")

To the rear of the property with a good range of wall and base units, complimenting work surfaces, stainless steel sink with mixer tap tiled splashback, space for appliances, tiled flooring, UPVC double glazed window and radiator.



Utility Room

2.38m x 2.21m (7'9" x 7'3")

With useful bench space, plumbed for washing machine, space for tumble dryer, tiled flooring, UPVC double glazed door leading to the rear garden and UPVC double glazed window.



First Floor Landing

With doors off to the bedrooms, bathroom and separate WC.

Bedroom One

3.32m x 3.32m (10'10" x 10'10")

UPVC double glazed window to the front, fitted wardrobes with sliding doors, built in storage cupboard and radiator.



Bedroom Two

3.00m x 2.98m (9'10" x 9'9")

UPVC double glazed window to the front, fitted wardrobes, fitted units and radiator.



Bedroom Three

2.72m x 2.11m (8'11" x 6'11")

UPVC double glazed window to the rear, built in storage cupboard and radiator.



Bathroom

2.15m x 1.64m (7'0" x 5'4")


White bathroom suite comprising; P shaped bath with shower and glass screen, wall mounted double sink with mixer taps, UPVC double glazed window and heated towel rail.



WC

1.18m x 0.75m (3'10" x 2'5")

Separate WC with low level WC and UPVC double glazed window.

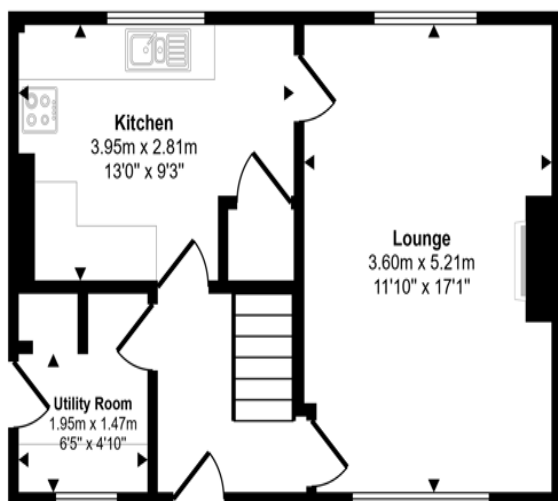


Rear Garden

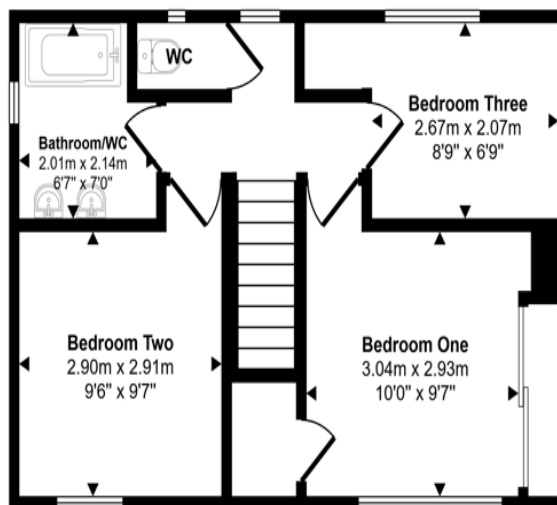
Private south facing rear garden mainly laid to lawn with paved area, two brick built outhouses and fenced boundaries.



Approx Gross Internal Area
80 sq m / 861 sq ft



Ground Floor
Approx 40 sq m / 428 sq ft



First Floor
Approx 40 sq m / 432 sq ft

This floorplan is only for illustrative purposes and is not to scale. Measurements of rooms, doors, windows, and any items are approximate and no responsibility is taken for any error, omission or mis-statement. Icons of items such as bathroom suites are representations only and may not look like the real items. Made with Made Snappy 360.

Energy Efficiency Rating		
	Current	Potential
<i>Very energy efficient - lower running costs</i>		
(92-100) A		
(81-91) B		
(69-80) C	74	76
(55-68) D		
(39-54) E		
(21-38) F		
(1-20) G		
<i>Not energy efficient - higher running costs</i>		
England, Scotland & Wales		EU Directive 2002/91/EC

St. Cuthberts Road, Wallsend, Tyne and Wear, NE28 7JD

Contact your local branch today for more information on this property:

79 Victoria Road East, Thornton-Cleveleys, Lancashire, FY5 5BU, www.sea.co.uk/index.php

These particulars, whilst believed to be accurate are set out as a general outline only for guidance and do not constitute any part of an offer or contract. Intending purchasers should not rely on them as statements of representation of fact, but must satisfy themselves by inspection or otherwise as to their accuracy. No person in this firm's employment has the authority to make or give any representation or warranty in respect of the property.

